

21st Century Community Learning Centers
Year-End Evaluation Report, 2024-2025

Hoosier Uplands

Springs Valley Elementary

Prepared by:



Mindy Hightower King, Ph.D
Danielle Sovinski, MPH

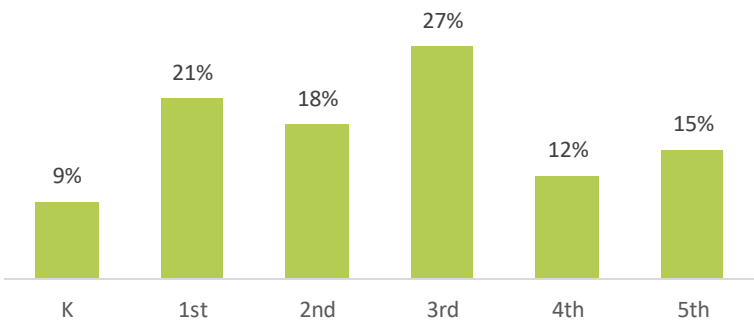
Springs Valley Elementary

Site At-a-Glance

Proposed # of RAPs attending 45+ days	Actual Number of RAPs Served
30	34

GRADE LEVEL OF PARTICIPATING STUDENTS

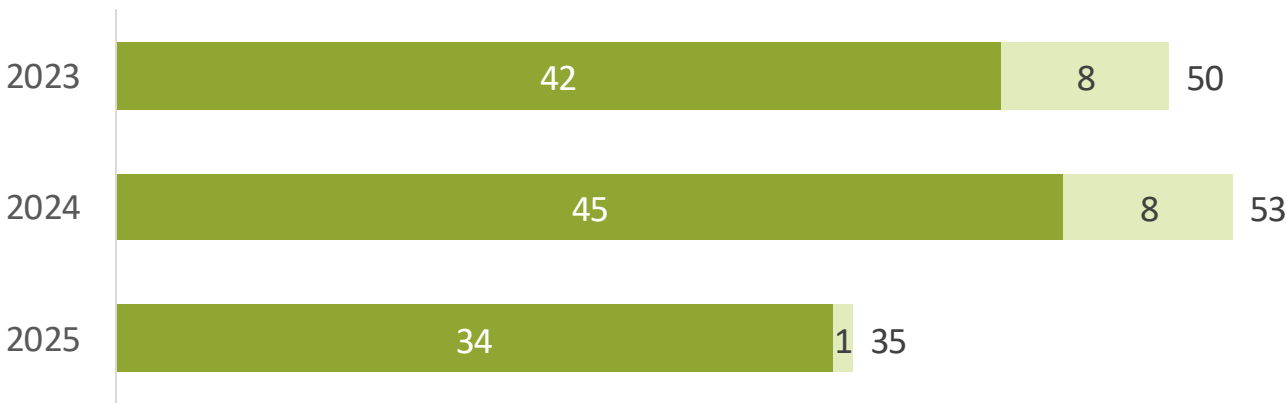
Among students attending 45+ days in 2024-2025



ATTENDANCE

During the 2024-2025 school year, the program served 34 students for 45+ days, exceeding the RAP goal of 30 students.

■ 45+ days ■ 0-44 days



DEMOGRAPHIC CHARACTERISTICS

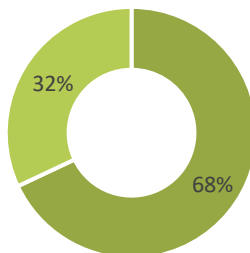
Of students attending 45+ days in 2024-2025

Gender



Eligibility for Free/Reduced Lunch

■ Free/Reduced ■ Not Eligible



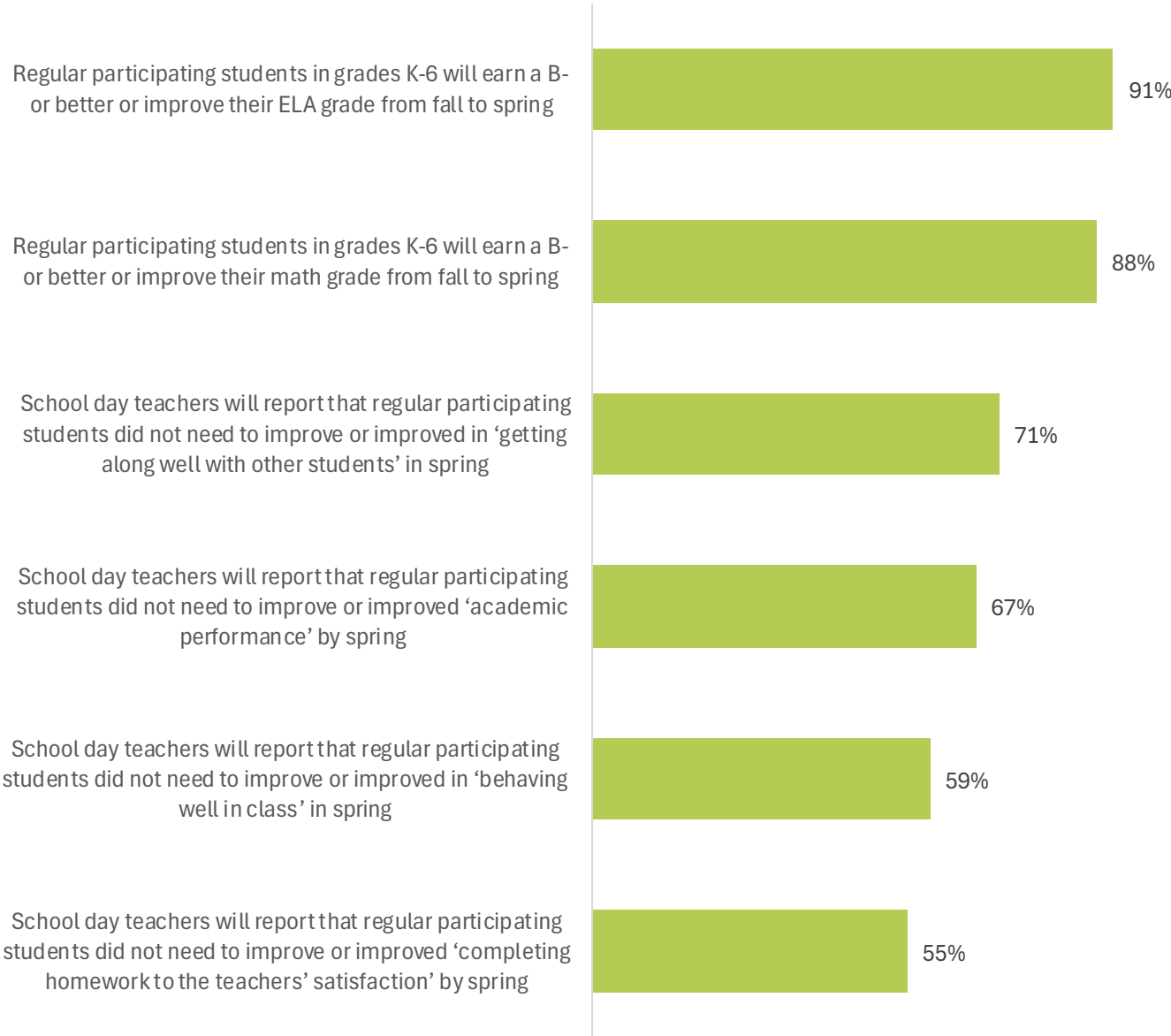
Springs Valley Elementary

STUDENT SUCCESS

Academic and social/behavioral outcomes were measured for students who attended 45+ days in 2024-2025.

Highlights:

- **ELA Academic Performance:** 91% of students earned a B- or better or improved their ELA grade
- **Math Academic Performance:** 88% of students earned a B- or better or improved their Math grade
- **Social Interactions:** 71% of students improved or did not need to improve getting along with others as reported by teachers

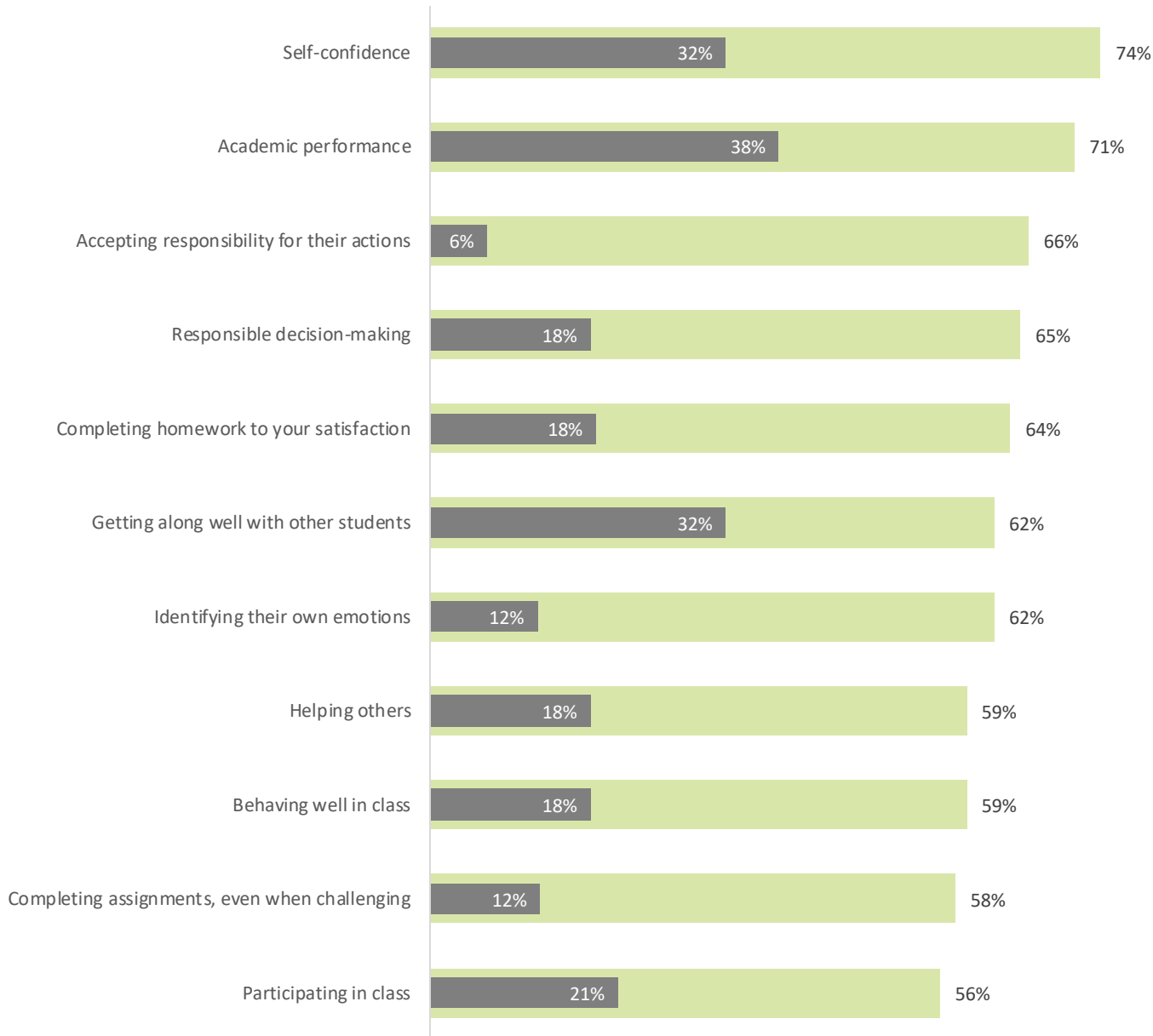


Springs Valley Elementary

Teacher Ratings of Student's Classroom Behaviors

Teacher survey data were available for 100% (n=34) of regularly participating students.

■ % of Students who Needed Improvement ■ % of Students who Improved



Springs Valley Elementary

Performance Measure Progress

NOTE: Performance measure data include students who attended 45+ days.

Outcome
Target
Achieved

Academic Outcomes		2023	2024	2025	2026
75%	of regular participating students in grades K-6 will earn a B- or better or improve their ELA grade from fall to spring	93%	76%	91%	
75%	of regular participating students in grades K-6 will earn a B- or better or improve their math grade from fall to spring	95%	67%	88%	
60%	of school day teachers will report that regular participating students did not need to improve or improved 'academic performance' by spring	60%	71%	67%	
60%	of school day teachers will report that regular participating students did not need to improve or improved 'completing homework to the teachers' satisfaction' by spring	57%	61%	55%	
Social/Behavioral Outcomes		2023	2024	2025	2026
60%	of school day teachers will report that regular participating students did not need to improve or improved in 'getting along well with other students' in spring	54%	67%	71%	
60%	of school day teachers will report that regular participating students did not need to improve or improved in 'behaving well in class' in spring	46%	61%	59%	
Family Engagement		2023	2024	2025	2026
75%	of parents will report that they have helped with their child's schoolwork	74%	82%	88%	
50%	of parents will report that they have engaged in educational activities with their children at home	47%	65%	73%	

-- Data Not Available



Springs Valley Elementary

Family Survey Results

17
Parent Surveys
Collected

How do parents rate the quality and benefits of the afterschool program?

Parent Ratings of Staff and Program Leaders	Agree	Strongly Agree	Agree + Strongly Agree
Staff and program leaders care about my child	6%	82%	88%
Staff and program leaders listen to my concerns	13%	81%	94%
My child enjoys spending time with staff and program leaders	13%	81%	94%
Staff members communicate with me about the program	19%	75%	94%
Staff and program leaders are good role models for my child	13%	81%	94%

Parent-Child Engagement Strategies	Often	Always	Often + Always
Help my child with his/her schoolwork	29%	59%	88%
Confirm that my child has finished his/her homework	18%	82%	100%
Talk with my child about what he/she is learning in school	18%	82%	100%

Participant Benefits	Agree	Strongly Agree	Agree + Strongly Agree
Connect with other students	12%	88%	100%
Connect with afterschool staff members	12%	88%	100%
Receive academic or homework help	18%	77%	94%
Feel like they belong to something	18%	77%	94%
Maintain and/or improve his or her grades in school	29%	65%	94%

Family Engagement Activities	Often	Always	Often + Always
Complete provided Family Engagement Activities with my child	27%	47%	73%

Family Engagement Strategies	Agree	Strongly Agree	Agree + Strongly Agree
The activities help me engage with my child at home.	35%	59%	94%
The activities are easy to do.	35%	65%	100%
My family look forward to the activities each month.	41%	47%	88%



Springs Valley Elementary

Family Survey Results

Comments from Parents/Families:

What else could the afterschool program do to support your child and your family?

- Wonderful program, wonderful staff!
- A better pickup system for staff and parents
- We love this program.
- Perfect!!!
- I don't have any complaints.
- A great program and resource! Some families are already involved without outside encouragement.

Alyssa is fantastic and deserves a raise.

Springs Valley Elementary

Student Survey Results (Grades 3+)

How do students in grades 3+ rate the benefits of the program?

12
Surveys
Completed

Students Agree that the Afterschool Program Helped Them...	A Little	A Lot	A Little + A Lot
Work well in groups.	42%	25%	67%
Get along with other students that are different from me.	33%	58%	92%
Make and keep friends.	0%	75%	75%
Make better decisions.	33%	58%	92%
Listen to other students' ideas.	25%	67%	92%
Become a leader.	33%	33%	67%
Get better grades in school.	33%	33%	67%
Stay out of trouble at school.	17%	50%	67%
Get help with homework.	50%	25%	75%
Be happy, even when things are hard.	58%	25%	83%



Springs Valley Elementary

Student Survey Results (Grades 3+)

Student's Favorite Part of the Program

- Fun Friday
- STEM, snack, and free time
- Reading and free time
- Miss Alissa
- Homework time
- Helped me a lot and I have a lot of fun
- My friends

Students Would Like to Change the Following Things About the Program




- Less homework time
- Change the snack
- Time of homework
- Friday snack time and more free time
- Nothing
- No homework

Springs Valley Elementary

Student Survey Results (Grades K-2)

How do K-2nd grade students rate the quality and benefits of the program site?

12
Surveys
Completed

Student Afterschool Program Ratings	  		
	Not at all	Somewhat	A Lot
How much do you like going to the afterschool program?	0%	17%	83%
How much does the afterschool program help you with your school work?	0%	50%	50%
How much does the afterschool program help you when you are sad?	0%	17%	83%
How much does the afterschool program help you make friends?	0%	17%	83%